

# iCargo: Online Portal Guide

---



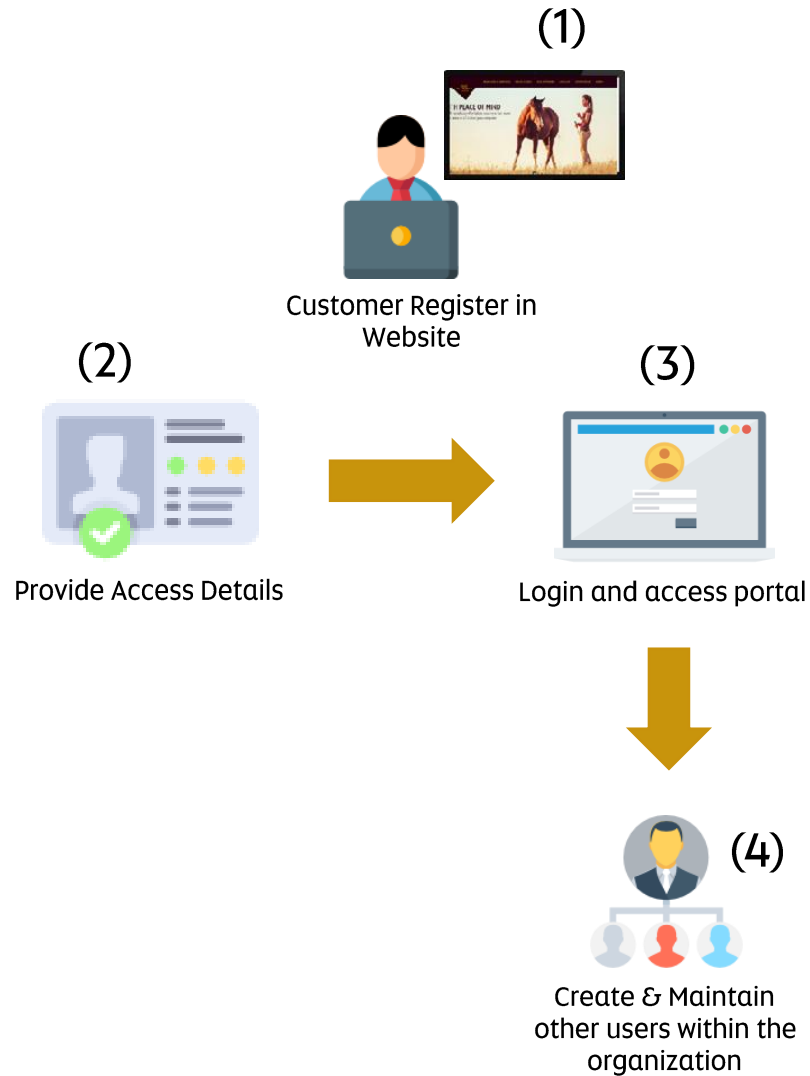
# Access & Registration



How the customer can register/Access the online booking?

- ▶ Customers shall access the online portal through Etihad Cargo website ([www.etihadcargo.com](http://www.etihadcargo.com)). The portal will be integrated with internal systems to ensure that our customer information is secured.
- ▶ Existing & Valid Customers, online registration is not required, Administrator privilege will be granted to one staff from the same account to manage the online booking & to delegate staff within the same company to complete the bookings & Full data capture. Please contact your local GSA office in your station for further Details.
- ▶ New Customers to Etihad Cargo should register online in the website, the new registration activity will be evaluated by our GSA/Sales team then shall approve/reject the request. After the approval is granted, an administrator will be created to manage the online booking & delegate staff within the same Agent to complete the bookings & Full data Capture.

# Access & Registration contd...



## New Customer Registration

► User Admin profiles for existing customers will be created and migrated as part of the online platform implementation, new registrations will follow the workflow shown here

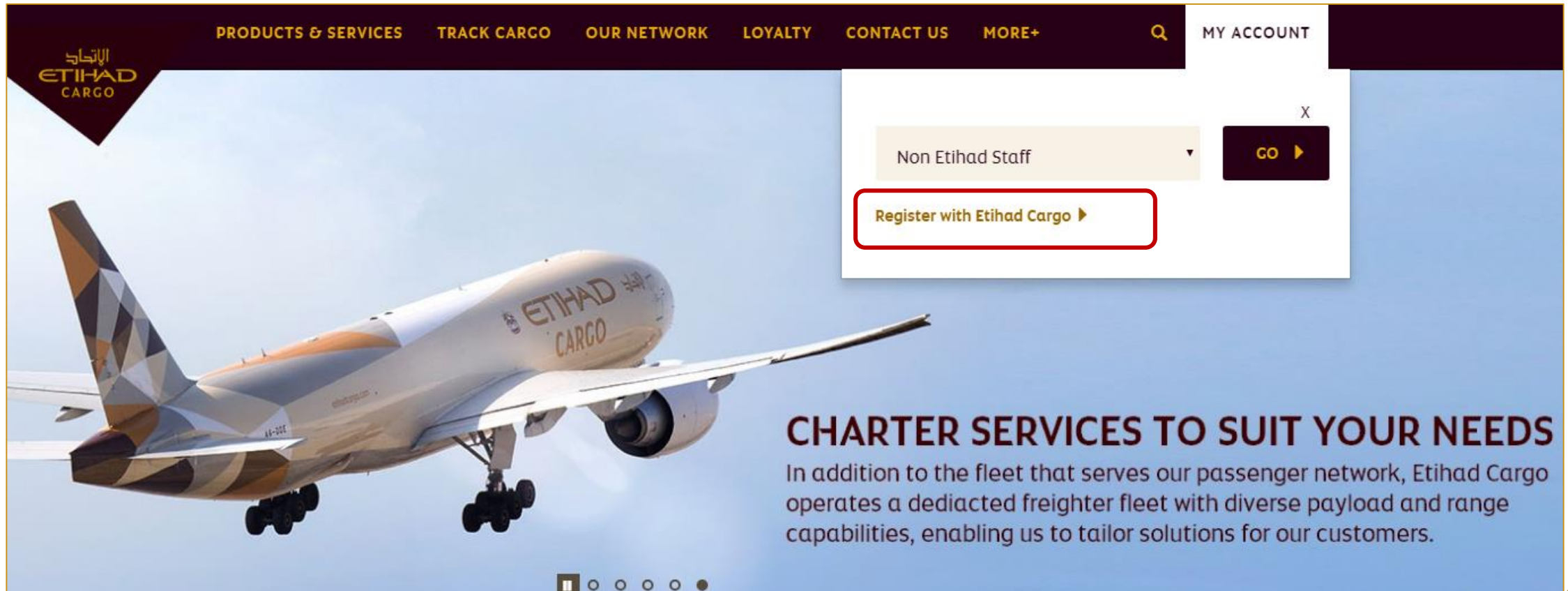
# Existing Etihad Cargo Customer



- ▶ All Etihad Cargo existing customers shall contact the GSA office in their station to grant them the online booking access with the appropriate privileges.
- ▶ Please visit our [Contact us](#) page to find out the nearest Etihad Cargo Office.

# New Customer Registration

- ▶ Visit [www.etihadcargo.com](http://www.etihadcargo.com)
- ▶ Click on My Account
- ▶ Click on 'Register with Etihad Cargo' Link



The screenshot displays the Etihad Cargo website interface. At the top, a dark blue navigation bar contains the following links: PRODUCTS & SERVICES, TRACK CARGO, OUR NETWORK, LOYALTY, CONTACT US, MORE+, and MY ACCOUNT. The Etihad Cargo logo is positioned on the left side of the header. Below the navigation bar, a large banner features a white Etihad Cargo aircraft in flight against a blue sky. On the right side of the banner, there is a white registration form. The form includes a dropdown menu currently set to 'Non Etihad Staff', a 'GO' button, and a red-bordered button labeled 'Register with Etihad Cargo'. Below the banner, the text 'CHARTER SERVICES TO SUIT YOUR NEEDS' is prominently displayed, followed by a paragraph describing the company's dedicated freighter fleet and its capabilities.

**CHARTER SERVICES TO SUIT YOUR NEEDS**

In addition to the fleet that serves our passenger network, Etihad Cargo operates a dedicated freighter fleet with diverse payload and range capabilities, enabling us to tailor solutions for our customers.

# New Customer Registration

- ▶ Visit [www.etihadcargo.com](http://www.etihadcargo.com)
- ▶ Click on My Account
- ▶ Click on 'Register with Etihad Cargo' Link

Member Information

Company Type

☒ Agent ☐ GSA ☐ GHA

Company Name

required

✖

Company Name is required

Is IATA Code?

☐ Yes ☒ No

Address

required

✖

Address is required

Country

required

City

required

State

Postal Code

Phone Number

Country Code

City Code

Phone Number

Mobile Number

required

Email

required

Fax

required

- Select the option based on the company being registered. For Online Booking, Select Agent
- Company full Name without Special characters
- If the Agent is IATA member, please add the IATA & CASS code, If not, System will automatically generate an Agent code
- The address of the company operating out of the branch being registered
- The country from where the branch being registered
- Where the branch being registered & operating in city
- Company Telephone Number
- Administrator Mobile Number
- Administrator Email Address

# New Customer Registration

► Enter Agent's Administrator details

### Login Information

First Name

Last Name

User ID

☐ I have read and agreed to the [Terms & Conditions/Privacy Policy](#)

CREATE ACCOUNT ►

Administrator First Name

Administrator Last Name

User should enter the User ID that will be used to log in to the website for the online Booking.  
It can consist from First Letter of First Name then full Last name. All in UPPER CASE

Click on Create Account

- ✓ As soon as the Registration Process is completed and approved, the customer's account will be registered in Etihad Cargo System, an email will be triggered to the Administrator to activate his account & Set up the account password & Security question.



# Administrator Access Management

- After successful registration, Customer new user will receive an email from [SPRINT@etihad.com](mailto:SPRINT@etihad.com) with Link and User ID



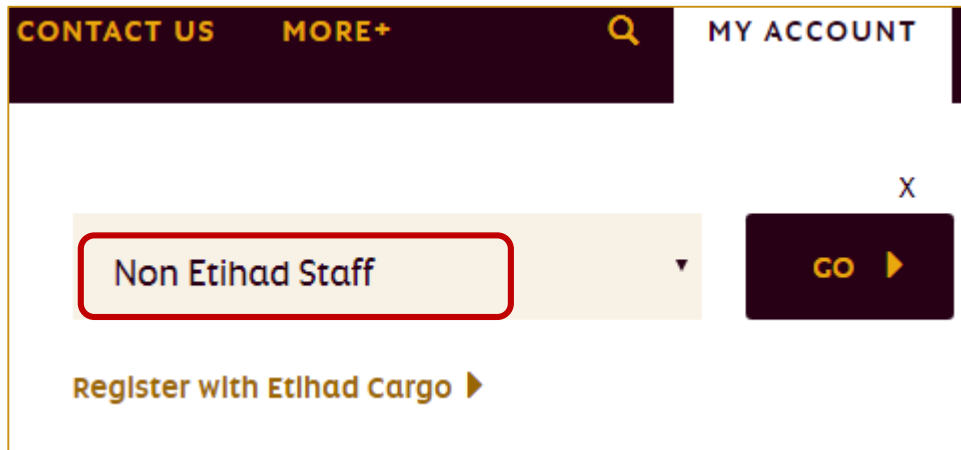
- New user should click on the link to set up the account password and security question.
- Administrator's User ID is mentioned in the email from SPRINT, it shall be used in logging in to the portal
- If the new user face any difficulty in logging in, kindly ask them to use the forgot password feature in Etihadcargo.com → Log in page
- If the new user didn't receive the activation email from SPRINT, Kindly contact your GSA for assistance

The screenshot shows the 'Log in' page of Etihad Cargo. It has input fields for 'User ID without @cargoweb.co' and 'Password'. There is a 'Remember me' checkbox and a 'LOG IN' button. Below the button, there are links: 'Need help signing in?', 'Forgot password / Unlock Account ?' (highlighted with a red box), and 'Help'.



# Log in to the online portal

► From **My Account** tab, choose '**Non Etihad Staff**' option, then click '**GO**'



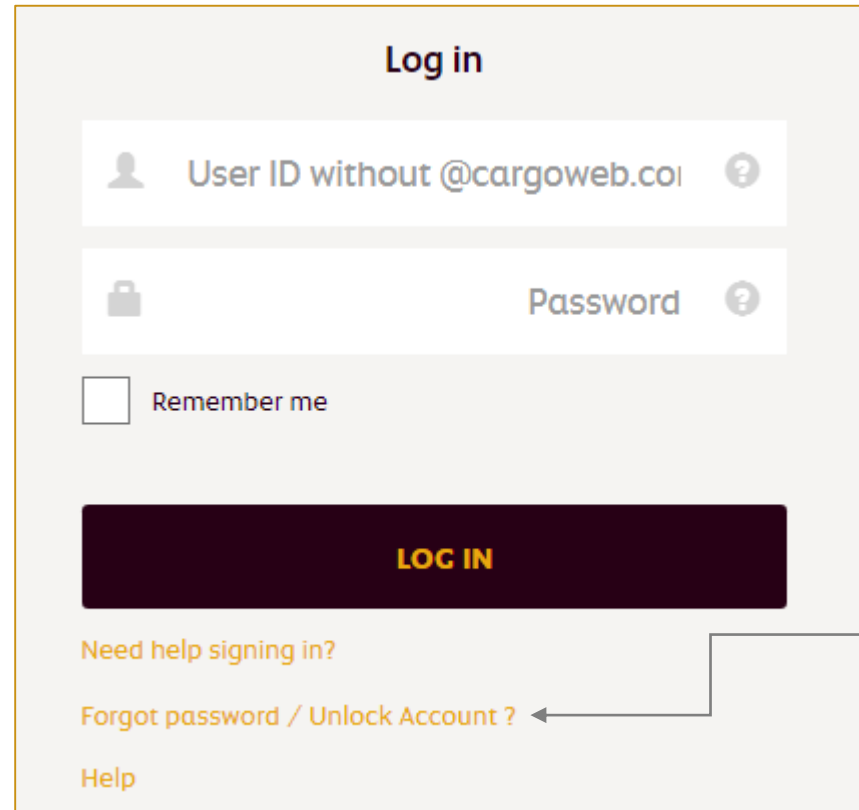
CONTACT US MORE+ Q MY ACCOUNT

Non Etihad Staff

GO

Register with Etihad Cargo

► After successful log in, users shall be loaded into the Dashboard screen.  
Dashboard screen is consolidated list of different reports for the customers



Log in

User ID without @cargoweb.co

Password

☐ Remember me

LOG IN

Need help signing in?

[Forgot password / Unlock Account ?](#)

[Help](#)

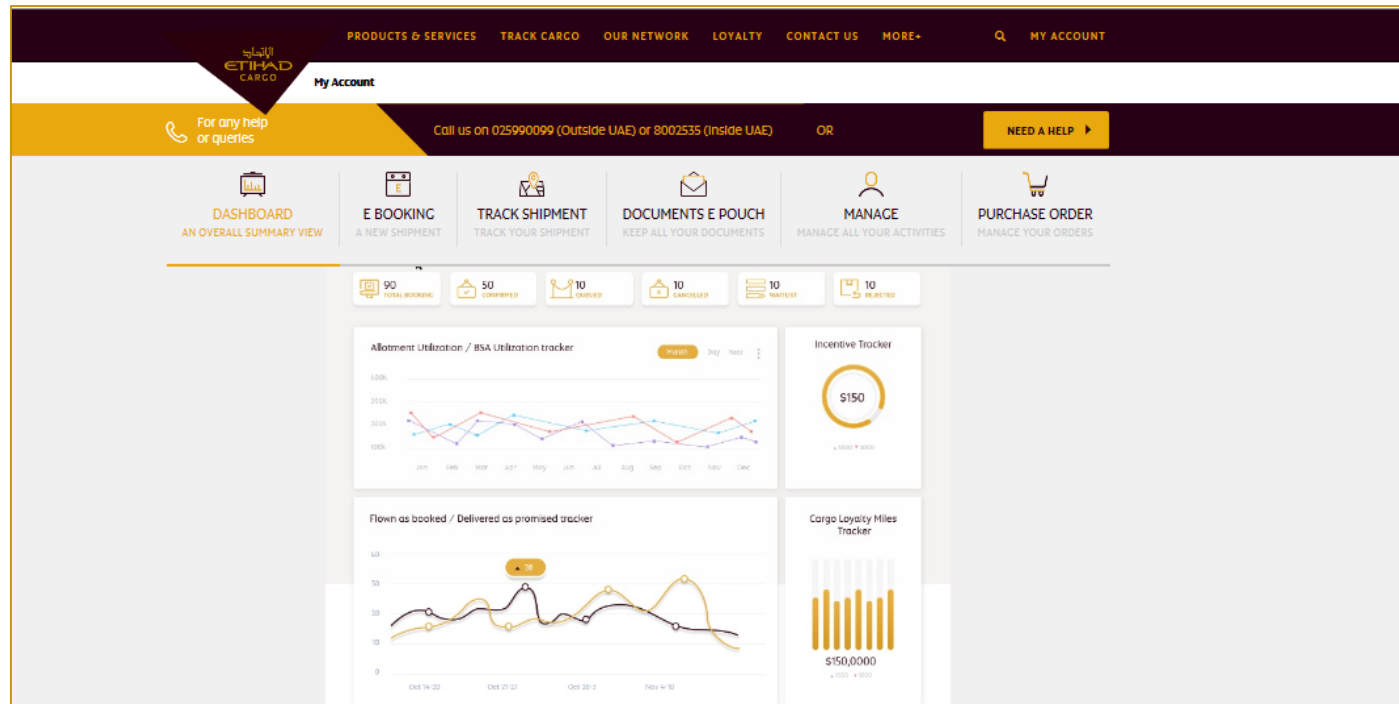
Enter the User ID that was chosen during the registration process or shared through Email set up

Enter the password that was chosen during the set-up process

If you face any difficulty to access, click on forgot password link, new password will be sent to your email to reset and set up a new one

# Etihad Cargo Online Portal

► After successful log in, users will be directed into the Dashboard screen. Dashboard screen is consolidated list of different reports with a wealth of information



# E-BOOKING PROCESS

► The **New Booking** screen, where you will enter your shipment booking details

My Booking

Flight Enquiry

New Booking

Capture AWB

Capture HAWB

Booking

Shipment

Participant

Itinerary

Summary

AWB No

NEWLIST

Look For Template

Origin\*

Destination\*

Shipping date\*

Arrival date

Origin

Destination

Shipping date

Arrival Date

Product

Commodity\*

Shipment Description\*

SCC

Product

Commodity

Shipment Description

SCC

Pieces\*

Weight\*

Volume

Promo Code

0

0.0

Kilogram

0.0

Cubic Meters

Promocode

To start booking, click on '**NEW/LIST**' tab

If you know the AWB you want to make a booking with enter the AWB serial and click the '**NEW/LIST**' tab again

If you want the system to generate the AWB from the stock range just click '**NEW/LIST**' tab to start entering the details

**Shipments** Tab where the shipments details are entered

**Participant** Tab where the shipper & Consignee details are entered

**Itinerary** Tab where you choose & select the flight details

**Summary** Tab where you can via a summary of all the sections with the:

- Shipment Details
- Flight details
- Participant details
- Rating and charges
- Additional Info

# E-BOOKING PROCESS

## ► Shipment Details

Booking

Shipment

Participant

Itinerary

Summary

AWB No

NEW/LIST

Look For Template

Origin\*

Destination\*

Shipping date\*

Arrival date

Origin

Destination

Shipping date

Arrival Date

Product

Commodity\*

Shipment Description\*

SCC

Product

Commodity

Shipment Description

x TRU

x GEN

Pieces\*

Weight\*

Volume

Promo Code

0

0.0

Kilogram

0.0

Cubic Meters

Promocode

Dimension

Length (.)

Width (.)

Height (.)

Pcs

0

0

0

0

+ ADD

1. Enter the origin of the shipment & Final destination.

As soon as you enter the 3 letters Airport code, city name/code, dropdown menu will list all the airports that matches your entered values

2. Select the Shipping & Arrival dates from the calendar

3. Product , you have to enter the product type, if you don't know the product, please move to the next tab

4. Commodity, you have to select the nature of goods in this field if the exact nature of good is not available please choose the commodity which is closest to the same such as Garments

5. Shipments Descriptions, enter all the shipments' description & details such as 'Wedding Gowns'

6. Special CommodityCode (SCC); all relevant Special handling codes will be auto-populated based on the shipments product, commodity & descriptions

7. Dimensions should be entered when selecting to book a BUP unit. Please select DIMs that are closest to the volume but still are within the DIMs of the unit eg LD PMC 310 x 210 x 150 cm

# E-BOOKING PROCESS

## ► Shipment Details

ULD Type/Group

Payment type\*

Pick up point

Shipment ready Date

Handling Info.

Remarks

PP

Pick up Point

Shipment Ready Time

Handling Info

Remarks

ADDITIONAL INFO

RESET

NEXT

- Payment, Handling, Shipment pick up & delivery date details can be completed in this section.
- Payment Type is mandatory at the time of booking.

# E-BOOKING PROCESS

## ► Participant Details

Enter your Shipper/Consignee details in this section.

Completing this screen is not mandatory at the time of securing the Booking and can be skipped, It should be completed during the Full data Capture Time.

Booking

Shipment

Participant

Itinerary

Additional Info

Summary

Agent Code

88450180018

Agent Name

DHL GLOBAL FORWARDING AUH

IATA Code

88450180018

Agent Station

AUH

Shipper Code

C1001

Shipper Name

Shipper Name

Consignee Code

C1001

Consignee Name

Consignee Name

Address1

Address1

Address1

Address1

Address2

Address2

Address2

Address2

City

City

State

State

City

City

State

State

Country

Country

ZIP/Postal Code

ZIP/Postal Code

Country

Country

ZIP/Postal Code

ZIP/Postal Code

Phone Number

Phone Number

Cell Number

Cell Number

Phone Number

Phone Number

Cell Number

Cell Number

Fax

Fax

Email

Email

Fax

Fax

Email

Email

Agent's Code will always auto populated from the system, no need to change it

Shipper's code is generated from the system, No need to delete it or change it

Agent's station will always auto populated from the system, no need to change it

Consignee code is generated from the system, No need to delete it or change it

# E-BOOKING PROCESS

## ► Itinerary Details

In this section, you can choose your flights, Availability indicators are displayed based on booking criteria entered. If you started from the “Flight Enquiry” tab, this screen will be filled automatically, all flight details will be displayed in the “**Selected Flight Details**” section.

► If your itinerary has transit segments, the entire routing will be displayed and you can choose the flight in complete

ShipmentParticipant**Itinerary**Summary

Q More Search Options

Origin\*

Destination\*

Flight Number

Flight Date\*

Origin

Destination

e.g. E

e.g. 0001

Flight Date

Flight Type

DISPLAY

CLEAR

Selected Flight Details

+ Add Flight

Remarks

Remarks

← PREVIOUS

SAVE TEMPLATE

NEXT →

ETIHAD CARGO

ShipmentParticipant**Itinerary**Summary

Q More Search Options

Mon 13 Aug

Tue 14 Aug

Wed 15 Aug

Thu 16 Aug

Show connection flight Info

EY 0424

AUH 13-Aug-2018 | 03:00 (S)

09h 10m 1 Stop

MNL 13-Aug-2018 | 16:10 (S)

Available 77W | Combination

EY 0428

AUH 13-Aug-2018 | 08:20 (S)

09h 05m 1 Stop

MNL 13-Aug-2018 | 21:25 (S)

Available 332 | Combination

EY 0876,5J 0187

AUH 13-Aug-2018 | 22:05 (S)

28h 00m 1 Stop

MNL 15-Aug-2018 | 06:05 (S)

Available 789, 330 | Combination, Combination

EY 0876,KE 0621

AUH 13-Aug-2018 | 22:05 (S)

32h 50m 1 Stop

MNL 15-Aug-2018 | 10:55 (S)

Available 789, 77W | Combination, Combination



\_\_\_\_\_

+ Add Flight

Flight No.	Origin	Destination	Date	Pieces	Weight	Volume	
e.g. E	e.g. 0001	Origin	Destinatio Flight Date	0	We	0.0	ADD

Remarks

Remarks

< PREVIOUS

SAVE TEMPLATE

NEXT >

To complete your bookings & in case of shipments with Interline booking, you can enter the flight/truck details in '**ADD Flights**' section

You can store your booking as a **TEMPLATE** to be used in future bookings

# E-BOOKING PROCESS

## ► Summary Details

This screen will summarize the booking details (Shipment, Flight, Participant, Rating & Charges)

Shipment Details

AUH-MNL

GMNT

Commodity

87654329876

Agent Code

30

Pieces

250.00Kg

Weight

Product

Edit

Flight Details

EY0424

AUH-MNL

09-Aug-2018 03:00(\$)-16:10(\$)

Edit

Participant Details

Shipper Name

Consignee Name

Agent Name Test Agent 1

Edit

Remarks

Edit

Rating And Charges

1360 AED

24272.5 AED

Freight Charges

Other Charges

Rate type : MARKET

Rate : 3.4 AED

Spot rate required

Charge

Rate

Currency

Select

25632.5 AED

Total Charges

Edit

Additional Info

Total number of UNIDs :

0

Total number of Pkgs.:

0

Edit

**Rating and Charges:** Automatically agent's applicable rate (Market/ Contract) will be displayed in the booking.

**SPOT RATE**, in case Spot rate is required, then 'SPOT RATE Required' check box should be checked.

The Rate per kilo should be filled up in the 'Rate' field and the currency

if this is a Charge weight like Min Charge or Pivot charge (ULD rate) then the '**Charge**' field should be entered with the currency

If the spot rate is approved by pricing team in HQ, automatically the booking's status will be changed to 'CONFIRMED' and can be checked in 'My booking' screen.

If all the details are completed, you can click on **BOOK** to proceed.  
If you want to make any changes, click on "**EDIT**" tab

☐ Save AWB Data

BOOK

PRINT

CANCEL BOOKING

# E-BOOKING PROCESS

## ► Summary Details

This screen will summarize the booking details (Shipment, Flight, Participant, Rating & Charges)

iCargo

ⓘ

Do You want to relist the AWB?

YES

NO

Booking is confirmed with AWB No: 607-40000612 and UBR No: 87654329876AUHMNL001

X

Booking

607-40000612

Advanced Search

DISPLAY

CLEAR

607 - 40000634 AUH ✈ DEL   08-Aug-2018	PHARMA PIL	10 PCS   100.00 KG   10 m³	✓ Queued	▼
607 - 40000623 AUH ✈ KWI   10-Aug-2018	DATES EAT VIP XPS	20 PCS   145.00 KG   1.2 m³	✓ Confirmed	▼
607 - 40000612 AUH ✈ MNL   09-Aug-2018	WEDDING GOWNS TRU GEN	30 PCS   250.00 KG   2.4 m³	✓ Confirmed	▼
607 - 40000586 AUH ✈ BAH   09-Aug-2018	LIVE ANIMALS AVI	10 PCS   100.00 KG   10 m³	✓ Queued	▼

## Relist AWB

► This popup appears as a final check before creating the booking

Click **YES** to proceed & book the shipment

If you don't want, click **NO**

## Booking Confirmation

► The booking confirmation with the AWB number and the Unique Booking Reference number is displayed when the AWB details are re-listed

## My Booking

► The newly created booking will be listed in the “My Booking” section

Full Details are displayed in the Summary of the booking

# Capture AWB & HAWB

- ▶ The Agents have the Ability to send the FWB messages-Full AWB details through the Portal.  
Click on Capture AWB button from the menu

Capture AWB607-00000221

Shipment & Participants

Additional Info

Summary

View Documents

Shipment Details

AWB No

60700000221

NEW/LIST

LAT : 10-Sep-2019 04:20:00

Origin

CCU

Destination

DXB

Shipping Date

11-Sep-2019

Routing

AUH

EY

DXB

EY

Product

Product

SCC

\* GEN

SCI

T1

DV for customs

DV Customs

DV for carriage

DV Carriage

Payment type

PP

Handling Info

Handling Info

Commodity	Shipment Description	Pieces	Weight	Volume	ULD No	HS Code	Dimension
ELE	ELECTRICAL GOODS	50	150.00	1.50	eg.:AKE1	eg.:AAA#	Y
C	Commodity Description	0	Wgt	V	eg.:AKE1	eg.:AAA#	N

### Shipment & Participants

In this section you have to fill up all the missing/updated details of the shipment.  
Enter the AWB number then click on **NEW/LIST** button

### Dimension


The DIMS need to be checked by opening the pop up symbol. Check the Dimension details and correct them if required.

# Capture AWB & HAWB

- ▶ The Agents have the Ability to send the FWB messages-Full AWB details through the Portal.  
Click on Capture AWB button from the menu

Participant Details

Agent Details



Agent Code  
87654329876

Agent Name  
Test Agent 1

Agent IATA Code  
87654329876

Agent Station

Shipper Details

Shipper Code  
C1001

Shipper Name  
TRINITY LOGISTICS

Address  
NAJDA STREET ZONE 51

A/C No  
AccNo

City  
ABU DHABI

State  
State

Country  
AE

ZIP/Postal Code  
35566

Phone Number  
PhoneNumber

Email  
Email

Consignee Details

Consignee Code  
C1001

Consignee Name  
BLOOMINGDALES

Address  
CENTRAL MALL MAIN STREET

A/C No  
Acc.No

City  
MANILA

State  
State

Country  
PH

ZIP/Postal Code  
PostalCode

Phone Number  
Phone

Email  
Email

RESET

NEXT

Participant Details

Agent's Code/ station will always beauto populated from the system, no need to change it

Shipper & Consignee Details

Shipper & Consignee fields have to be completed with all their details

# Capture AWB & HAWB

Choose Well.

nt & Participants

Additional Info

Summary

View Documents

Accounting & Info

Information Identifier

Credit Card Expiry Da

Information

Other & Customs Information

ISO CountryCode	Info Id	Customs Info Id	Supp.Customs Info	
DE	ISS	RA	00382-01	✗
DE	ISS	ED	1299	✗
DE	ISS	SN	JOHANNA STA	✗
DE	EXP	M	19DE74011189	✗
DE	SHP	T	EUROPEAN V/	✗
DE	SHP	CT	498214986263	✗
AE	CNE	CP	PHILIP	✗
AE	CNE	CT	971569972185	+

Special Service Request

Special Service Request

Carrier's Execution Signature

Issue Date

12-sep-2019

Issue Place

abu dhabi

Issue Authorisation

Jency

**Other & Customs Information**  
The station has to enter the OCI information as per the instructions provided from EY  
To add further lines you can click on the Green Plus button. And add more rows

**Carrier's Execution Signature**  
This data needs to be entered as AWB execution date and place of issue and the Authority who is executing is.

# Capture AWB & HAWB

Special Service Request

Special Service Request

Shipper's Certification

Shipper's Certification

Notify

Notify Code

code sby

Notify Name

Philip

Address

philipgmailcom

City

dubai

State

Country

AE

+

RESET

PREVIOUS

NEXT

Carrier's Execution Signature

Issue Date

04-SEP-2019

Issue Place

ABU DHABI

Issue Authorisation

MUC GHA

Notify

The notify customer details to be entered.



# Capture AWB & HAWB

► The Agents have the Ability to add additional Other charges in the AWB

Choose Well.

Shipment & Participants

Additional Info

Summary

View Documents

Shipment & Participants Details

Shipment Details

AUHH-FRA

10 pcs

100 kg

GENERAL

23470302015

(Product)

(Commodity)

(Agent Code)

Participant Details

Agent

A. HARTRODT

Shipper

A. HARTRODT

Niendorfer Strasse 172

Consignee

Trinity

Etihad Airways centre

Rate & Charges

Freight Charges

616.53

Other Charges

157.25

Rate Type(IATA Rate)

2.96

Total Charges

773.78

SAVE

PRINT

Rate & Charges  
The rating and charges section can be expanded to view the other charges Split

Click SAVE  
This will flash the FWB for the AWB to SPRINT system and the other relevant stakeholders.

# Capture AWB & HAWB

Choose Well.

Rate & Charges Details

Rate

Currency

EUR

Commodity	Volumetric Weight	Rate Class	Charge weight	Rate	Net Charge	ULD No	Payment type
GENERAL	0	Q	208.5	2.96	617.16		PP

Other Charges

Code	Charge Head	Charge	Payment Type	Due Party	Remarks
MS	SUPPLEMENT SU	157.25	PP	Due Carrier	
AW	AIRWAYBILL CHA	10	PP	Due Carrier	

Rate & Charges

Freight Charges	Other Charges	Rate Type(IATA Rate)	Total Charges
616.53	157.25	2.96	773.78

SAVE

PRINT

Other charges

The Supplementary charges MSC will be autopicked by the system and all other charges have to be manually entered by the agent.

Click SAVE

This will flash the FWB for the AWB to SPRINT system and the other relevant stakeholders.

E-freight Agreement:  
Agents who have an active E-Freight agreement with EY can directly save the AWB details through the portal. The SAVE function will flash the FWB to SPRINT system and the relevant stakeholders.

# Capture AWB & HAWB

Shipment & Participants

Additional Info

Summary

View Documents

Shipment & Participants Details

Shipment Details

CCU→DXB

50 pcs

150 kg

ELECTRIC

INCCU000003

(Product)

(Commodity)

(Agent Code)

Participant Details

Agent

SPRINT Manoj

Shipper

KOLKOTA LOGISTICS

MG ROAD ZONE 31

Consignee

KERALA STAR ELECTRICALS

DEIRA

Rate & Charges

Freight Charges

15775

Other Charges

12000

Rate Type(IATA Rate)

63.1

Total Charges

27775

CLICK-THROUGH E-AIR WAYBILL AGREEMENT

Carriage of the goods hereunder shall be subject to the Conditions of Contract set forth in IATA Resolution 600i, except when a paper air waybill is issued pursuant to Section 5 of this Agreement where IATA Resolution 600b would apply.

"ALL GOODS HEREUNDER MAY BE CARRIED BY ANY OTHER MEANS INCLUDING ROAD OR ANY OTHER CARRIER UNLESS SPECIFIC CONTRARY INSTRUCTIONS ARE GIVEN BY YOU, AND YOU AGREE THAT THE SHIPMENT MAY BE CARRIED VIA INTERMEDIATE STOPPING PLACES WHICH THE CARRIER DEEMS APPROPRIATE. THE SHIPPER'S ATTENTION IS DRAWN TO THE NOTICE CONCERNING CARRIER'S LIMITATION OF LIABILITY in the Conditions of Contract set forth in IATA Resolution 600i. Shipper may increase such limitation of liability by declaring a higher value for carriage and paying a supplemental charge if required."

INSURANCE – If Carrier offers insurance, and such insurance is requested in accordance with the conditions thereof, such amount to be insured shall be inserted in figures in field "Amount of Insurance".

☒ I agree to

SAVE

PRINT

### E-Air waybill Agreement

Agents who does not have an E-Freight agreement but their station has the capability to do E-AWB then a section with the consent to use the electronic means appears. The agents will have to agree the conditions to proceed with the AWB information completion.

The section “Click through E-air waybill agreement” is a manual agreement for Agent stations which have the capability for EAWB and they can only proceed if the check box the “I agree to”.

Click SAVE

This will flash the FWB for the AWB to SPRINT system and the other relevant stakeholders.

# Capture AWB & HAWB

Capture HAWB

Shipment Details

607

00000221

HWB23456EY

LIST

NEW

Origin

CCU

Destination

DXB

SCC

x GEN

Pieces

Unit

Weight

Kilogram

SLAC Pieces

SLAC Pieces

Shipment Descriptions

ELECTRICAL GOODS

Participant Details

Shipper Details

Same as MAWB

Shipper Code

C1001

Shipper Name

ETIHAD LOGISTICS

Address1

ETIHAD AIRWAYS CETNRE AL MUNEERA LEVEL 02

Address2

Consignee Details

Same as MAWB

Consignee Code

C1001

Consignee Name

KERALA STAR

Address1

DEIRA

Address2

RESET

DELETE

SAVE

**Capture AWB**  
Enter your MAWB and the HAWB number and click LIST

**HAWB Details**  
Enter the details  
a. Pieces  
b. Weight  
c. SLAC pieces (if applicable)

**Participant details**  
Enter the HAWB shipper and consignee details if different from MAWB

Click Save  
This will trigger the FHL message to the SPRINT system and the relevant stake holders.



THANK YOU !

2